

INSTALLATION INSTRUCTIONS CORNER GUARD SYSTEMS CG-LEXAN, CG-LEXAN-135

STORAGE, HANDLING & ENVIRONMENTAL CONDITIONS:

1. All materials shipped unassembled. Store vertically or on flat horizontal surface.
2. Begin installation only after finish construction has been completed and building interior has been within temperature range intended for continued use for at least 24 hours. Install vinyl components only after they have been at temperature intended for continued use for 24 hours.

INSTALLATION:

Make sure the wall where corner guards are to be attached is smooth and clean so the corner guard will fit tight against the corner. Any surface defects will show through the clear lexan corner guards.

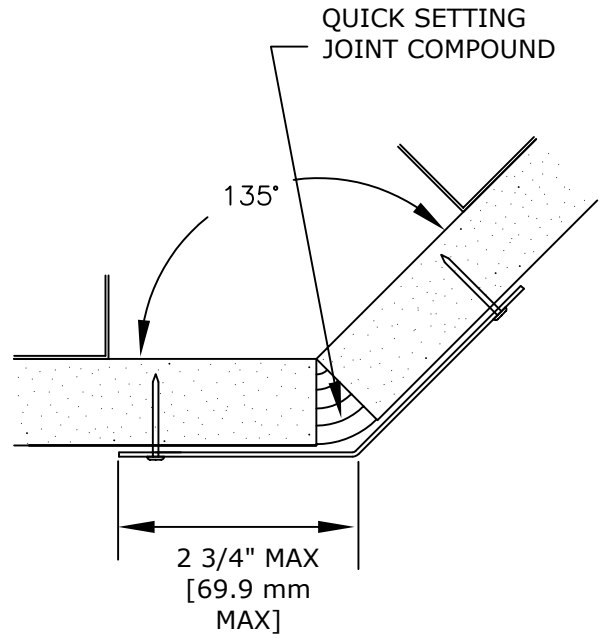
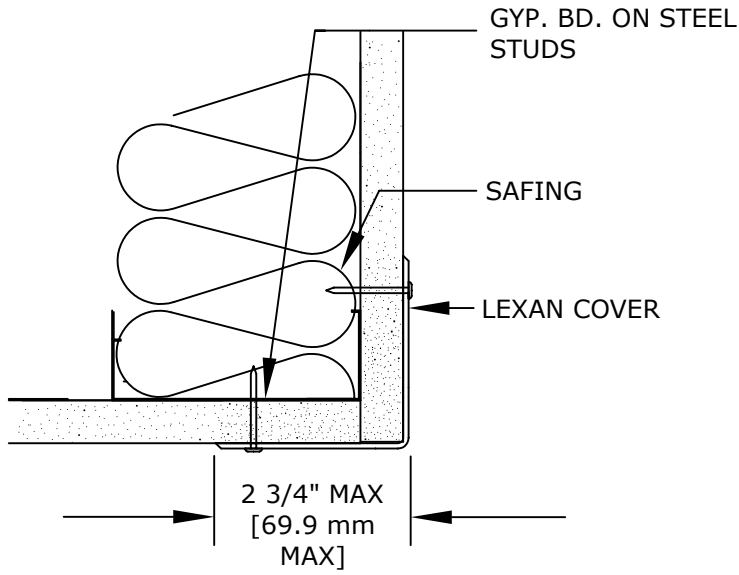
1. Place the corner guard in position. Attach with screws or brads provided.
2. Remove protective covering from corner guards and clean as necessary



151 FIFTH AVE. NW SUITE J ST. PAUL, MN 55112-3268
TOLL-FREE 800.521.1826 TEL 651.631.1607 FAX 651.631.0251

PARTS LIST

CG-LEXAN, CG-LEXAN-135




ASSEMBLY DRAWINGS

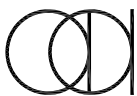
CG-LEXAN, CG-LEXAN-135

CG-LEXAN

CG-LEXAN-135



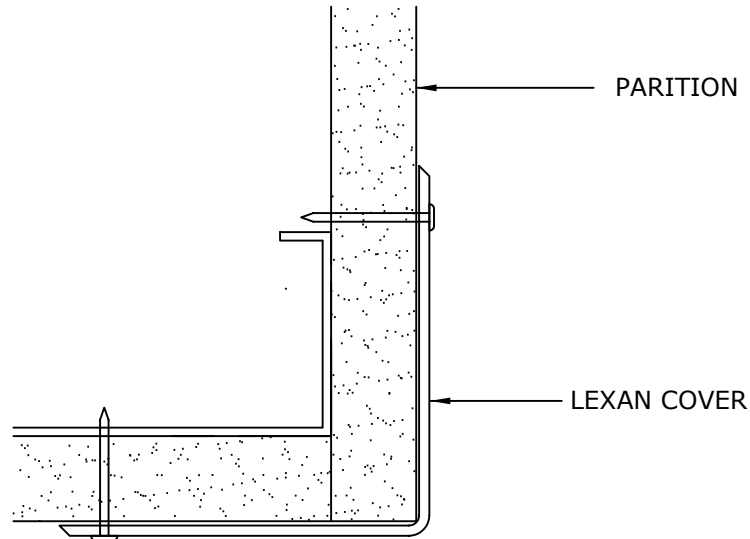
LEXAN CORNER GUARDS



Arden
Architectural
Specialties, Inc.™

151 FIFTH AVE. NW SUITE J ST. PAUL, MN 55112-3268
TOLL-FREE 800.521.1826 TEL 651.631.1607 FAX 651.631.0251

FASTENER HEIGHT CG-LEXAN



NOTES:
1. REFER TO INSTALLATION INSTRUCTIONS FOR INFORMATION.

IMPORTANT: USER SHALL VERIFY CONFORMANCE OF ALL CONSTRUCTIONS SHOWN WITH LOCAL CODES AND REQUIREMENTS. FASTENERS AND PARTITION COMPONENTS NOT BY ARDEN ARCHITECTURAL SPECIALTIES, INC.

TYPICAL FASTENING CONDITIONS SHOWN BELOW

1 LAYER GYP. BD.	2 LAYERS GYP. BD.	MASONRY	GYP. BD. & MASONRY
QTY:	QTY:	QTY:	QTY:

SPECIFICATION:

GENERAL: FURNISH AND INSTALL CORNER GUARD SYSTEM(S) BY ARDEN ARCHITECTURAL SPECIALTIES, INC., AS SHOWN AND SPECIFIED.

INSTALLATION: SECURE TO WALL OR PARTITION IN ACCORDANCE WITH MANUFACTURER'S PRINTED INSTRUCTIONS.



151 FIFTH AVE. NW SUITE J ST. PAUL, MN 55112-3268
TOLL-FREE 800.521.1826 TEL 651.631.1607 FAX 651.631.0251