

INSTALLATION INSTRUCTIONS CORNER GUARD SYSTEMS CGV, CGV-135, CGV-EW

STORAGE, HANDLING & ENVIRONMENTAL CONDITIONS:

1. All materials shipped unassembled. Store vertically or on flat horizontal surface.
2. Begin installation only after finish construction has been completed and building interior has been within temperature range intended for continued use for at least 24 hours. Install vinyl components only after they have been at temperature intended for continued use for 24 hours.

INSTALLATION:

Make sure wall is smooth and free of grease or oil so that corner guard will fit tight against the corner and adhere properly.

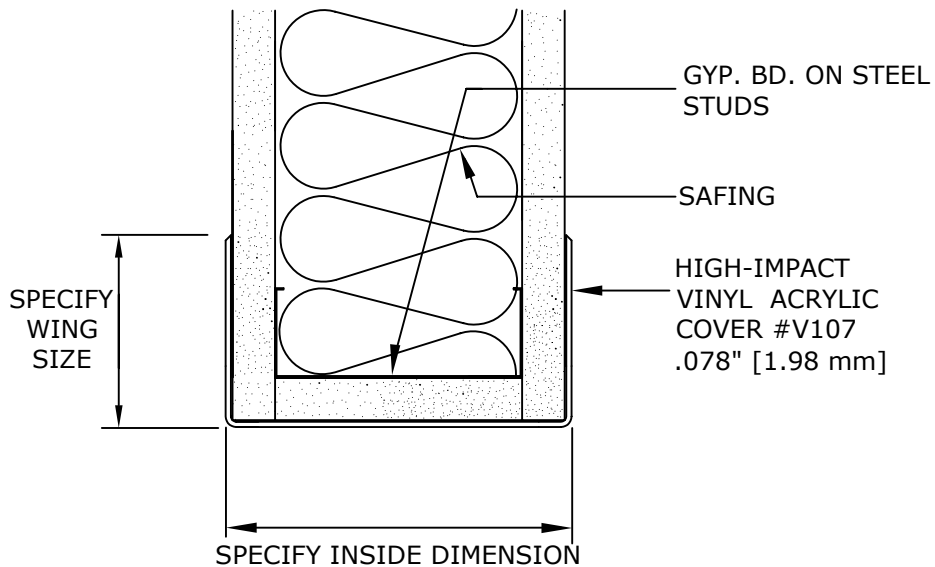
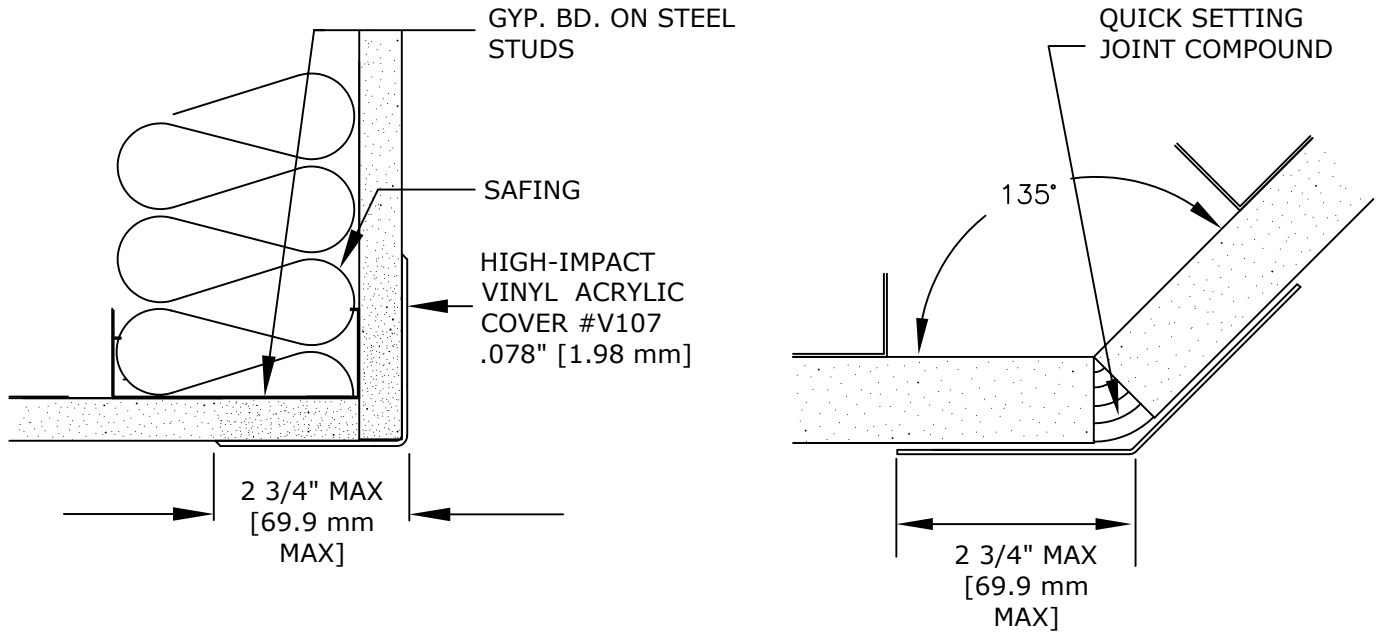
1. Put a small bead of mastic on both inside edges on the corner guard. Stay far enough away from the edge so when the corner guard is pressed against the wall the mastic does not bleed out past the edges of the corner guard.
2. Rest the bottom corner of the corner guard on the floor or the top of the cove base and gently press into place against the corner.
3. Clean surface of the corner guard with a mild detergent. Do not use powdered cleansers, as they may leave residue embedded in the textured surface of the corner guard.



151 FIFTH AVE. NW SUITE J ST. PAUL, MN 55112-3268
TOLL-FREE 800.521.1826 TEL 651.631.1607 FAX 651.631.0251

PARTS LIST


CGV, CGV-135, CGV-EW




ASSEMBLY DRAWINGS

CGV, CGV-135, CGV-EW

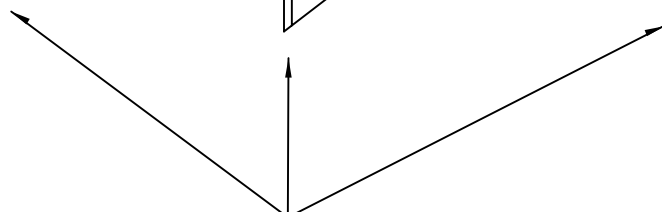

CGV-EW



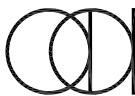
CGV



CGV-135



HIGH-IMPACT
VINYL ACRYLIC
COVER #V107
.078" [1.98 mm]

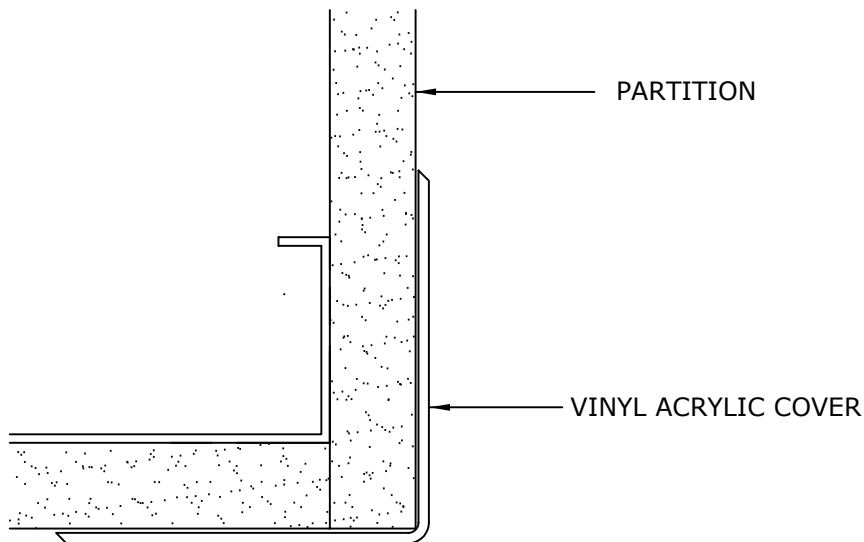


Arden
Architectural
Specialties, Inc.™

151 FIFTH AVE. NW SUITE J ST. PAUL, MN 55112-3268
TOLL-FREE 800.521.1826 TEL 651.631.1607 FAX 651.631.0251

FASTENER HEIGHT

CGV, CGV-135, CGV-EW



NOTES:
1. REFER TO INSTALLATION INSTRUCTIONS FOR INFORMATION, INCLUDING PART NUMBERS.

IMPORTANT: USER SHALL VERIFY CONFORMANCE OF ALL CONSTRUCTIONS SHOWN WITH LOCAL CODES AND REQUIREMENTS. FASTENERS AND PARTITION COMPONENTS NOT BY ARDEN ARCHITECTURAL SPECIALTIES, INC.

TYPICAL FASTENING CONDITIONS SHOWN BELOW

1 LAYER GYP. BD.	2 LAYERS GYP. BD.	MASONRY	GYP. BD. & MASONRY
QTY:	QTY:	QTY:	QTY:

SPECIFICATION:

GENERAL: FURNISH AND INSTALL CORNER GUARD SYSTEM(S) BY ARDEN ARCHITECTURAL SPECIALTIES, INC., AS SHOWN AND SPECIFIED.

INSTALLATION: SECURE TO WALL OR PARTITION IN ACCORDANCE WITH MANUFACTURER'S PRINTED INSTRUCTIONS.



Arden
Architectural
Specialties, Inc.™

151 FIFTH AVE. NW SUITE J ST. PAUL, MN 55112-3268
TOLL-FREE 800.521.1826 TEL 651.631.1607 FAX 651.631.0251